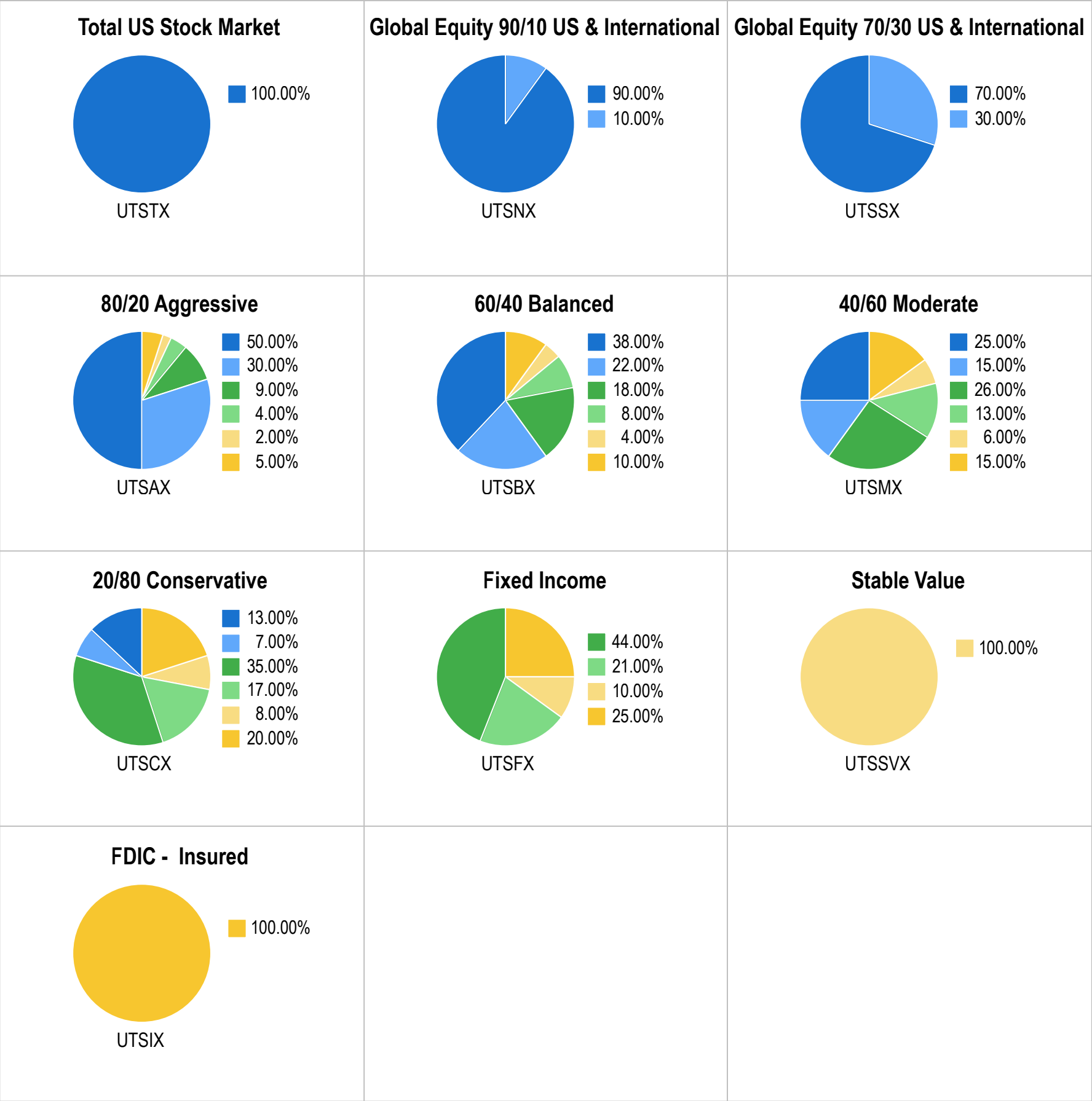








- Stocks**

  - Vanguard Institutional Total Stock Market Index Fund (VSTSX)
  - Vanguard Total International Stock Index Fund (VTISX)
- Bonds**

  - Vanguard Total Bond Market Index Fund (VTBSX)
  - Vanguard Total International Bond Index Fund (VTIFX)
- Principal Preservation**

  - FDIC Insured Savings Account
  - PIMCO Interest Income Fund



|  |  |  |
|--|--|--|
| <b>Stocks</b>  | <b>Bonds</b>   | <b>Principal Preservation</b>  |
|  Vanguard Institutional Total Stock Market Index Fund (VSTSX) |  Vanguard Total Bond Market Index Fund (VTBSX)        |  PIMCO Interest Income Fund   |
|  Vanguard Total International Stock Index Fund (VTISX)        |  Vanguard Total International Bond Index Fund (VTIFX) |  FDIC Insured Savings Account |

## my529 Investment Options Allocation Table

### Customized Investment Options

| CUSTOMIZED INVESTMENT OPTIONS |   |
|-------------------------------|---|
| <b>Customized Age-Based</b>   | The allocation mix in the Customized Age-Based and Customized Static investment options will vary based on the underlying investment allocation chosen by the account owner/agent. Customized investment options are only available online under Account Access at my529.org. You may choose funds from the my529 Single-Fund Portfolios column. The corresponding DFA/Vanguard Investments are shown in the column on the right. |
| <b>Customized Static</b>      |   |

| AVAILABLE UNDERLYING INVESTMENTS                |        |   |   |        |
|---|--------|---|---|--------|
| my529 Single-Fund Portfolios                    | Symbol | = | Corresponding Underlying Investment                     | Symbol |
| <b>Domestic Stocks</b>                          |        |   |   |        |
| my529 Total Stock Market Index                  | UTVTX  | = | Vanguard Institutional Total Stock Market Index Fund    | VSTSX  |
| my529 Institutional Index                       | UTVLX  | = | Vanguard Institutional Index Fund                       | VIIIX  |
| my529 Value Index                               | UTVVX  | = | Vanguard Value Index Fund                               | VIVIX  |
| my529 US Large Cap Value                        | UTDLX  | = | DFA U.S. Large Cap Value Portfolio                      | DFLVX  |
| my529 Growth Index                              | UTVGX  | = | Vanguard Growth Index Fund                              | VIGIX  |
| my529 Mid Cap Index                             | UTVMX  | = | Vanguard Mid-Cap Index Fund                             | VMCPX  |
| my529 Small Cap Index                           | UTVSX  | = | Vanguard Small-Cap Index Fund                           | VSCPX  |
| my529 Small Cap Value Index <sup>2</sup>        | UTVUX  | = | Vanguard Small-Cap Value Index Fund <sup>2</sup>        | VSIIIX |
| my529 US Small Cap Value <sup>2</sup>           | UTDSX  | = | DFA US Small Cap Value Portfolio <sup>2</sup>           | DFSIX  |
| my529 Small Cap Growth Index <sup>2</sup>       | UTVKX  | = | Vanguard Small-Cap Growth Index Fund <sup>2</sup>       | VSGIX  |
| my529 Real Estate Securities <sup>2</sup>       | UTDRX  | = | DFA Real Estate Securities Portfolio <sup>2</sup>       | DFREX  |
| my529 FTSE Social Index                         | UTVFX  | = | Vanguard FTSE Social Index Fund                         | VFTNX  |
| my529 US Sustainability                         | UTDUX  | = | DFA US Sustainability Core 1 Portfolio                  | DFSIX  |
| <b>International Stocks</b>                     |        |   |   |        |
| my529 Total International Stock Index           | UTVIX  | = | Vanguard Total International Stock Index Fund           | VTISX  |
| my529 Developed Markets Index                   | UTVDX  | = | Vanguard Developed Markets Index Fund                   | VDIPX  |
| my529 International Value Factor <sup>2</sup>   | UTDIX  | = | DFA International Value Portfolio <sup>2</sup>          | DFIVX  |
| my529 International Growth <sup>2</sup>         | UTVWX  | = | Vanguard International Growth Fund <sup>2</sup>         | VWILX  |
| my529 Emerging Markets Stock Index <sup>2</sup> | UTVEX  | = | Vanguard Emerging Markets Stock Index Fund <sup>2</sup> | VEMRX  |
| <b>Global Stocks</b>                            |        |   |   |        |
| my529 Global Equity                             | UTDGX  | = | DFA Global Equity Portfolio                             | DGEIX  |

1. Money invested in my529's underlying FDIC-insured accounts is held in trust by my529 at Sallie Mae Bank and U.S. Bank. Contributions to and earnings on the FDIC-insured accounts for each my529 account owner are apportioned between the banks according to the following percentages: Sallie Mae Bank (90 percent) and U.S. Bank (10 percent). Money in the FDIC-insured accounts is insured by the FDIC on a pass-through basis to each account owner up to \$250,000 at each bank. The amount of FDIC insurance provided to an account owner at each bank is based on the total of (1), the proportional value of an account owner's investment in the FDIC-insured accounts at each bank, plus (2), the value of the account owner's other personal bank accounts (if any) held at each bank, as determined by the banks and by FDIC regulations.

2. An investment allocation to this fund may not exceed 25 percent in the account. For the Customized Age-Based investment option, this cap applies to the allocation for each age bracket.

## my529 Investment Options Allocation Table

### Customized Investment Options

| CUSTOMIZED INVESTMENT OPTIONS |   |
|-------------------------------|---|
| <b>Customized Age-Based</b>   | The allocation mix in the Customized Age-Based and Customized Static investment options will vary based on the underlying investment allocation chosen by the account owner/agent. Customized investment options are only available online under Account Access at my529.org. You may choose funds from the my529 Single-Fund Portfolios column. The corresponding DFA/Vanguard Investments are shown in the column on the right. |
| <b>Customized Static</b>      |   |

| AVAILABLE UNDERLYING INVESTMENTS               |        |   |   |        |
|--|--------|---|---|--------|
| my529 Single-Fund Portfolios                   | Symbol | = | Corresponding Underlying Investment                           | Symbol |
| <b>Domestic Bonds</b>                          |        |   |   |        |
| my529 One-Year Fixed Income                    | UTDOX  | = | DFA One-Year Fixed Income Portfolio                           | DFIHX  |
| my529 Short-Term Investment-Grade              | UTVAX  | = | Vanguard Short-Term Investment-Grade Fund                     | VFSIX  |
| my529 Short-Term Bond Index                    | UTVNX  | = | Vanguard Short-Term Bond Index Fund                           | VBIPX  |
| my529 Short-Term Inflation-Protected Sec Index | UTVPX  | = | Vanguard Short-Term Inflation-Protected Securities Index Fund | VTSPX  |
| my529 Total Bond Market Index                  | UTVBX  | = | Vanguard Total Bond Market Index Fund                         | VTBSX  |
| my529 High-Yield Corporate <sup>2</sup>        | UTVHX  | = | Vanguard High-Yield Corporate Fund <sup>2</sup>               | VWEAX  |
| <b>International Bonds</b>                     |        |   |   |        |
| my529 Total International Bond Index           | UTVOX  | = | Vanguard Total International Bond Index Fund                  | VTIFX  |
| <b>Global Bonds</b>                            |        |   |   |        |
| my529 Variable Five-Year Global Fixed Income   | UTDFX  | = | DFA Five-Year Global Fixed Income Portfolio                   | DFGBX  |
| <b>Principal Preservation</b>                  |        |   |   |        |
| my529 FDIC-Insured Portfolio <sup>1</sup>      | UTFIX  | = | FDIC-Insured Savings Account <sup>1</sup>                     | N/A    |
| my529 Stable Value                             | UTPSVX | = | PIMCO Interest Income Fund                                    | N/A    |

1. Money invested in my529's underlying FDIC-insured accounts is held in trust by my529 at Sallie Mae Bank and U.S. Bank. Contributions to and earnings on the FDIC-insured accounts for each my529 account owner are apportioned between the banks according to the following percentages: Sallie Mae Bank (90 percent) and U.S. Bank (10 percent). Money in the FDIC-insured accounts is insured by the FDIC on a pass-through basis to each account owner up to \$250,000 at each bank. The amount of FDIC insurance provided to an account owner at each bank is based on the total of (1), the proportional value of an account owner's investment in the FDIC-insured accounts at each bank, plus (2), the value of the account owner's other personal bank accounts (if any) held at each bank, as determined by the banks and by FDIC regulations.

2. An investment allocation to this fund may not exceed 25 percent in the account. For the Customized Age-Based investment option, this cap applies to the allocation for each age bracket.